

ROLL UP RETRACTABLE BANNER STAND



Travel Bag

PRODUCT DESCRIPTION

This Roll Up is our new Premium roll up that has a bright silver color, a sleek and curvy style and a wide base. Graphics attach by clamp bar on top and by double stick tape on bottom. Base is finished in anodized aluminum and silver color end plates.

DISPLAY DIMENSION 33.5" W x 80" H x 9" D

GRAPHIC DIMENSIONS 33.5" W x 80" H

GRAPHIC MATERIAL

Super Flat Vinyl

GRAPHIC FINISHING

5" Bleed at the bottom

DISPLAY CONSTRUCTION

Sturdy Aluminum Construction

SHIPPING WEIGHTS & DIMENSIONS

SINGLE BOX - 1 Unit

Shipping Weight 12 lbs (stand only)
13 lbs (frame and graphic)

Shipping Dimensions 36.5" H x 9" W x 4" D

MASTER BOX - 4 Units

Shipping Weight 35 lbs (stand only)
45 lbs (frame and graphic)

Shipping Dimensions 38" H x 13.5" W x 9" D

LARGE QUANTITY FREIGHT

Master Box - Freight Shipping 28 boxes per 48" L x 40" W x 69" H skids

Master Box - Freight Weight 980 lbs (frame only)
1,260 lbs (frame & graphic)

AVAILABLE ACCESSORIES

LED Clamp Light (110 Volts) Clamp Light (35 Watts)



LED Clamp Light (Optional)




Clamp Light (Optional)

ROLL UP RETRACTABLE BANNER STAND


PARTS LIST



Qty 1 - Roll Up Stand



Qty 1 - Clamp Bar



Qty 1 - Support Pole



Qty 1 - Travel Bag

ROLL UP RETRACTABLE BANNER STAND

SET UP INSTRUCTIONS


Prepare Banner Stand



a. Remove Roll Up out of bag



Install Telescopic Pole



a. Assemble telescopic pole.



b. Insert telescopic pole into hole of the base stand.

Pull Up Banner



a. Pull banner out of base.



b. Attach telescopic pole to the clamp bar.



c. Complete stand.