


# ROLL UP RETRACTABLE BANNER STAND

PRODUCT #: Tradeshow-1014



On frame On graphic



Travel Bag

## PRODUCT DESCRIPTION

The Roll Up is our new Economy roll up. Its slim base with 2 swivel feet add to the fact that it's very lightweight. Graphics attach by clamp bar on top and by double stick tape on bottom. Base is finished in anodized aluminum and black plastic end plates.

DISPLAY DIMENSION	33.5" W x 80" H x 12" D
-------------------	-------------------------

GRAPHIC DIMENSIONS	33.5" W x 80" H
--------------------	-----------------

## GRAPHIC MATERIAL

Super Flat Vinyl

## GRAPHIC FINISHING

5" Bleed at the bottom

## DISPLAY CONSTRUCTION

Sturdy Aluminum Construction

## SHIPPING WEIGHTS & DIMENSIONS

### SINGLE BOX - 1 Unit

Shipping Weight	6 lbs (stand only) 7 lbs (frame and graphic)
-----------------	---

### MASTER BOX - 6 Units

Shipping Weight	35 lbs (stand only) 45 lbs (frame and graphic)
-----------------	---

Note: Graphics aren't interchangeable

# ROLL UP RETRACTABLE BANNER STAND

PRODUCT #: Tradeshow-1014


## PARTS LIST



Qty 1 - Roll Up Stand



Qty 1 - Clamp Bar



Qty 1 - Support Pole



Qty 1 - Travel Bag

# ROLL UP RETRACTABLE BANNER STAND


PRODUCT #: Tradeshow-1014

## SET UP INSTRUCTIONS

### Unfold Feet




a. Remove Roll Up out of bag




b. Twist the feet.

### Install Telescopic Pole



a. Assemble telescopic pole.



b. Insert telescopic pole into hole of the base stand.

### Pull Up Banner



a. Pull banner out of base.



b. Attach telescopic pole to the clamp bar.



c. Complete stand.