

SNAP EXTEND CIRCLE 5 DISPLAY



PRODUCT DESCRIPTION

Introducing Round Snap Extend Displays! Score big attention with this simple hoop frame covered in stunning custom graphics. Signature lightweight aluminum snap tubes connect together. Single- or double-sided fabric pillowcase graphic easily zips taut. Steel base provides stability. Available in 3', 5' and 7' diameters.

DISPLAY DIMENSIONS	59.75"W x 72.375"H x 10"D
GRAPHIC SIZE	59.75"W x 59.75"H

GRAPHIC MATERIAL

Dye-Sublimated Stretch Fabric

GRAPHIC FINISHING

Pillowcase finishing and zipper sewn across top

DISPLAY CONSTRUCTION


Aluminum frame and steel base

SHIPPING WEIGHTS & DIMENSIONS

Shipping Weight	20 lbs (stand only) 21 lbs (frame and graphic)
Shipping Dimensions	48.5"L x 13"W x 5"H

LARGE QUANTITY FREIGHT

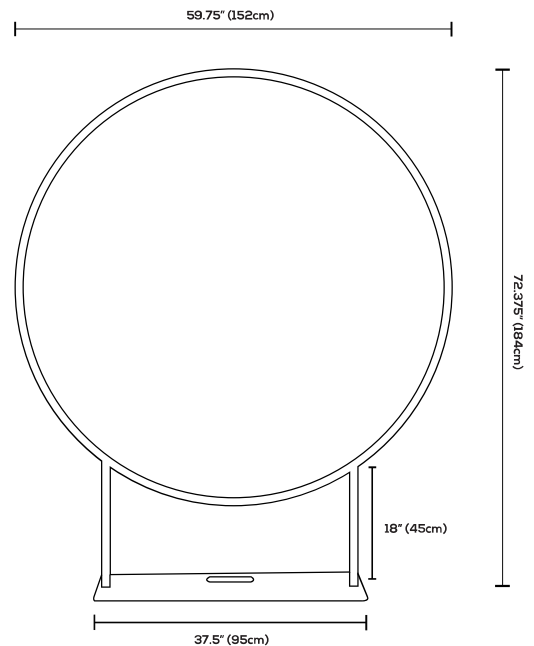
Freight Shipping	36 boxes per 48"L x 40"W x 70"H skid
Freight Weight	765 lbs (frame only) 801 lbs (frame & graphic)



*Snap Tube LED Light
(Black and Sil)




Welded frame design
(bottom support)

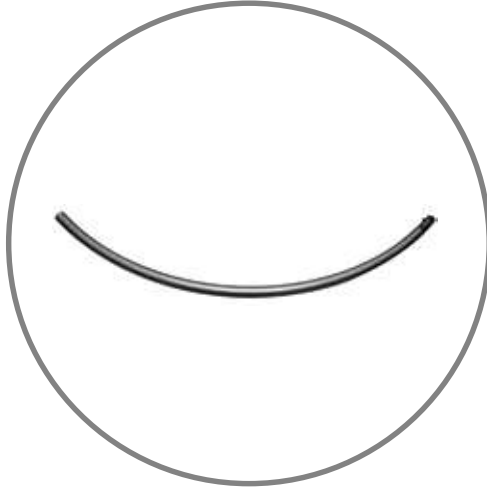


SNAP EXTEND CIRCLE 5 DISPLAY


PARTS LIST




Qty.1 Male/Male Tube



Qty.2 Male/Female Tube



Qty.1 Bottom Support Tube



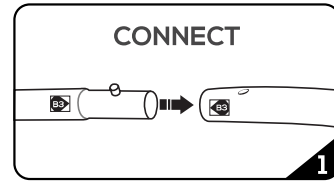
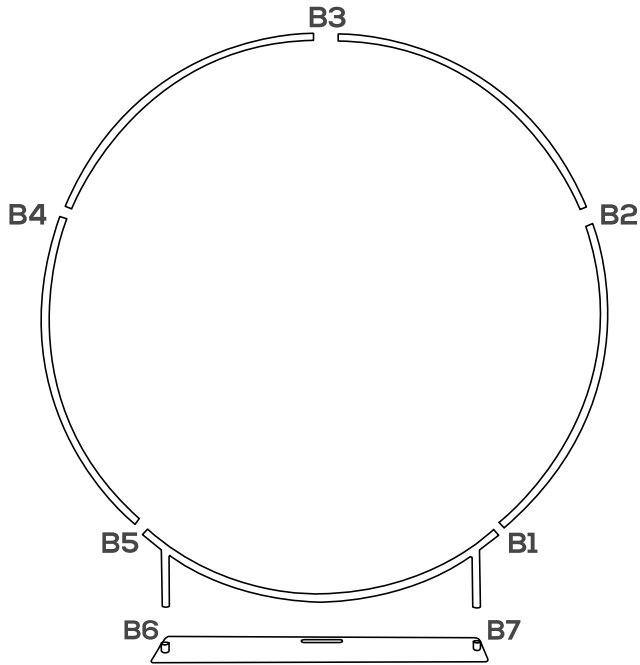
Qty.1 Base



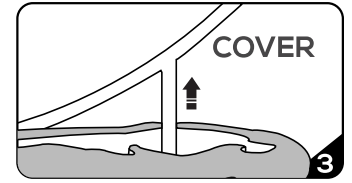
Qty.2 Base Legs

SNAP EXTEND CIRCLE DISPLAY INSTRUCTIONS

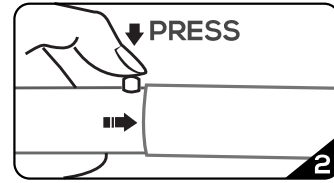
PRODUCT #: 1240,1241



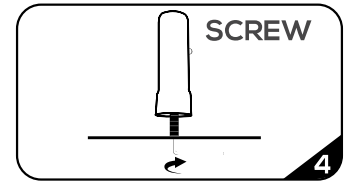
Connect numbered tubes together.



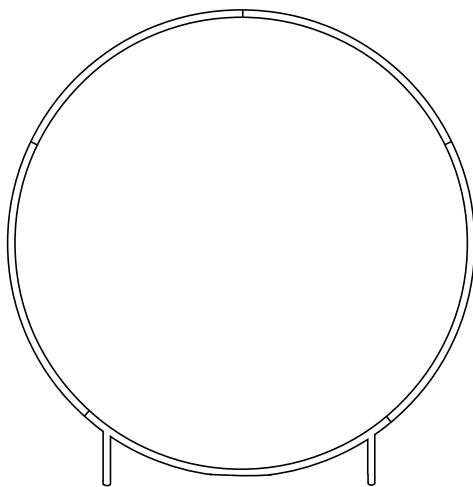
Pull graphic up from bottom of frame and close zippers.




Push button down and insert tube.



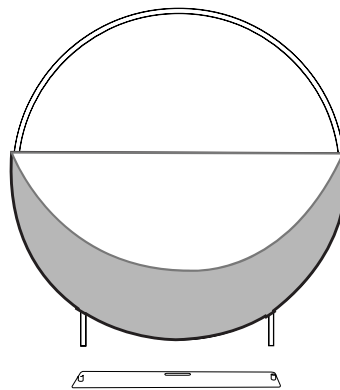
Screw legs into base.



Set up frame, snap tubes together.



Drape bottom of graphic over the bottom of the frame. Thread the "legs" through and insert them into the base. Pull graphic halfway up the frame.



Close zipper over the top of the frame.