

MUGGLE ROLL UP RETRACTABLE BANNER STAND



Travel Bag

PRODUCT DESCRIPTION

The Muggle Roll Up is our new Premium roll up that has a bright silver color, a sleek and curvy style and a wide base. Graphics attach by clamp bar on top and by double stick tape on bottom. Base is finished in anodized aluminum and silver color end plates.

DISPLAY DIMENSION	33.5" W x 80" H x 9" D
GRAPHIC DIMENSIONS	33.5" W x 80" H

GRAPHIC MATERIAL

Super Flat Vinyl

GRAPHIC FINISHING

5" Bleed at the bottom

DISPLAY CONSTRUCTION

Sturdy Aluminum Construction

SHIPPING WEIGHTS & DIMENSIONS

SINGLE BOX - 1 Unit

Shipping Weight	12 lbs (stand only) 13 lbs (frame and graphic)
Shipping Dimensions	36.5" H x 9" W x 4" D

MASTER BOX - 4 Units

Shipping Weight	35 lbs (stand only) 45 lbs (frame and graphic)
Shipping Dimensions	38" H x 13.5" W x 9" D

LARGE QUANTITY FREIGHT

Master Box - Freight Shipping	28 boxes per 48" L x 40" W x 69" H skids
Master Box - Freight Weight	980 lbs (frame only) 1,260 lbs (frame & graphic)

AVAILABLE ACCESSORIES

LED Clamp Light (110 Volts)	Clamp Light (35 Watts)
-----------------------------	------------------------



LED Clamp Light (Optional)




Clamp Light (Optional)

MUGGLE ROLL UP RETRACTABLE BANNER STAND


PARTS LIST



Qty 1 - Muggle Roll Up Stand



Qty 1 - Clamp Bar



Qty 1 - Support Pole



Qty 1 - Travel Bag

MUGGLE ROLL UP RETRACTABLE BANNER STAND


SET UP INSTRUCTIONS

Prepare Banner Stand




a. Remove Muggle Roll Up out of bag

Install Telescopic Pole



a. Assemble telescopic pole.



b. Insert telescopic pole into hole of the base stand.

Pull Up Banner



a. Pull banner out of base.



b. Attach telescopic pole to the clamp bar.



c. Complete stand.